CRYSTALLIZE

an original Needlepoint project from Blue Dogwood Designs

May 2015



Don't you just love Planet Earth Silk?!

4 areas for May.

Threads are Planet Earth Silk 6 ply - colors are posted below. Swarovski crystals will be added to sections at the end available through Blue Dogwood Designs.

Finished size is 10 in x 6.5 in on 18 count.

Peacock Alley Needlepoint in Ada, Michigan, can send you the thread kits **that come in a fabulous bag to keep all your threads** or check your local needlepoint store.

Order your line drawn canvas on the website here: http://www.bluedogwooddesigns.com/newdesigns.php **for $31 plus shipping/handling.**

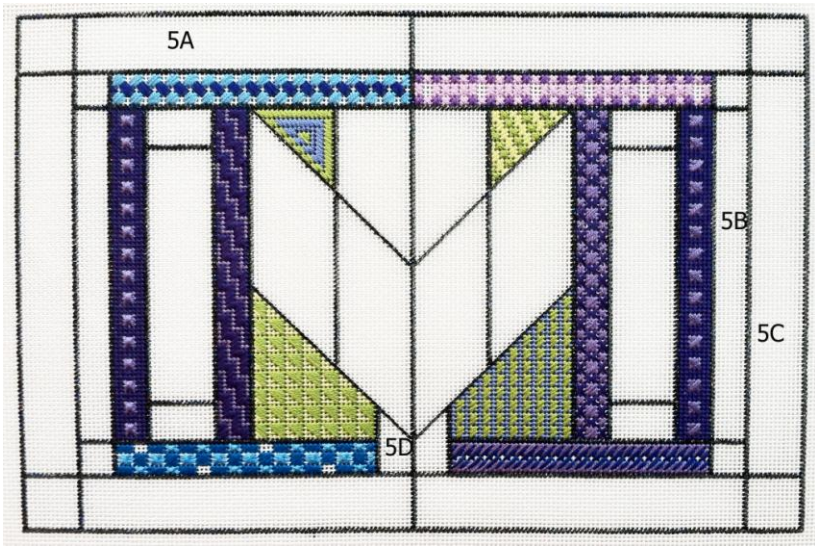

May - 5A, 5B, 5C, 5D

Threads needed: Planet Earth Silk

5A - Everest and Himalaya

5B - Michigan and Fern

5C - Malibu and Maui

5D - Mist

5A

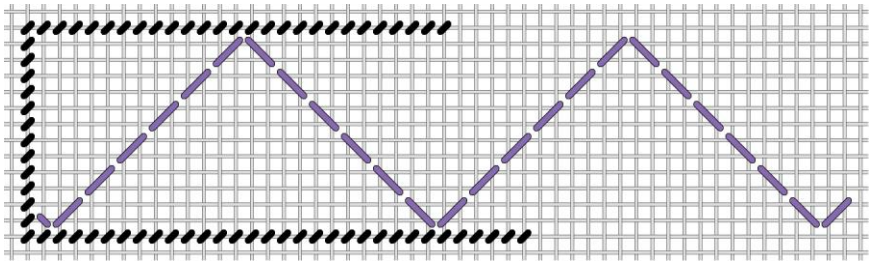

Start with Everest 4 ply and stitch the mountain outline... **NOTE there is single stitch at bottom left to make it come out symmetrical!!** Then fill in with Everest 4 ply for the diagonal gobelin over 2 and leave out the dark purple section to be filled in with Himalaya.

Then Alternating Tent with Himalaya 3 ply for top area.

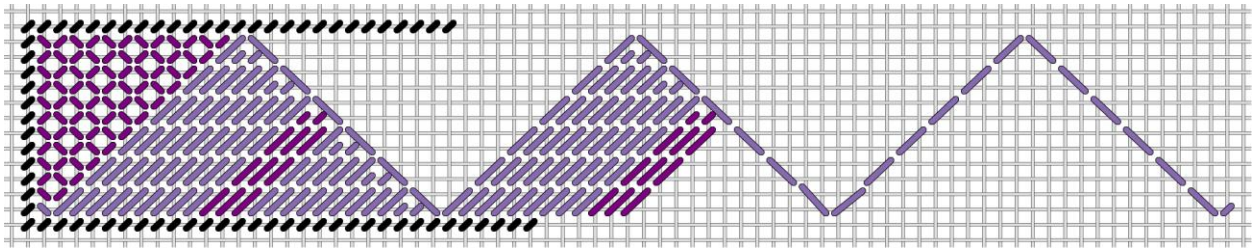

Himalaya, Everest.. purple mountains majesty...

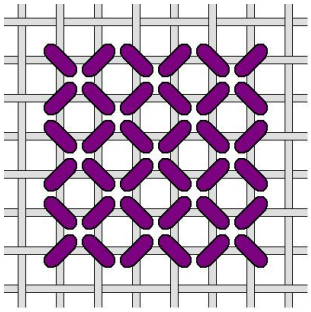

Alternating tent starts at top left 3 ply

5A - Everest and Himalaya

Everest is lighter purple on diagram

4 ply

Himalaya is darker purple



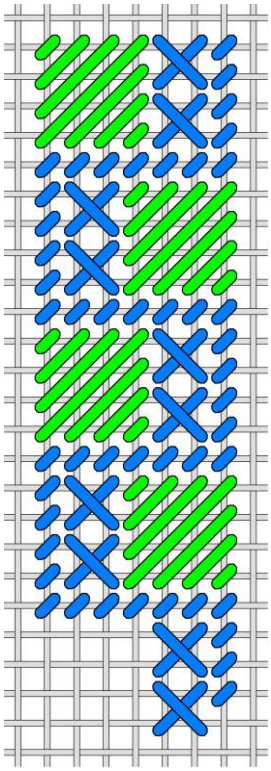

5B Michigan and Fern

Start at the top of this column.

Step 1:
Green stitches are Fern 4 ply

Step 2:
With Michigan 4 ply







Here is bottom:

5C Malibu and Maui

Again, start at the top

Maui is the lighter teal color 4 ply

Malibu is the darker teal color 4 ply

Ask any man if your house what color is teal... green? blue?? Stitchers know!

Here is how the bottom of this column will look... there is compensation to trick the eye.







5D Mist 4ply

Diagonal Mosaic



Best, My best friends are stitchers,

Kay @ Blue Dogwood Designs

Questions? Email me at Email@BlueDogwoodDesigns.com