

Sashiko Sampler

an original Needlepoint project from Blue Dogwood Designs



February 2014



February - 2 shells for this month.

You can start this project with this instruction and monthly stitchguide free to download.

If you would like the canvas marked and ready to go, order here: https://bluedogwooddesigns.com/featured_item/sashiko/

I am using Zweigart Vintage Blue 18 count canvas, which has a washed overdye look. Some of the canvas will show as the design continues.

Finished size is 8.25 in x 7.5 in on 18 count.

Fibers are from Valdani - they have 6 ply silk and 3 ply cotton, sold in small balls. Check your local needlepoint store.

Have fun with this stitchguide or modify on your own.

This project will unfold over the next 12 months. The shell design is inspired by a traditional Sashiko pattern. The shells will be filled with designs inspired by blackwork, open work and lacey backgrounds. A sampler to try different patterns in tiny bits.

You can use your own canvas and stitch the outline from January 2014 Stitchguide.

Here is the order of the shells.



Threads needed:

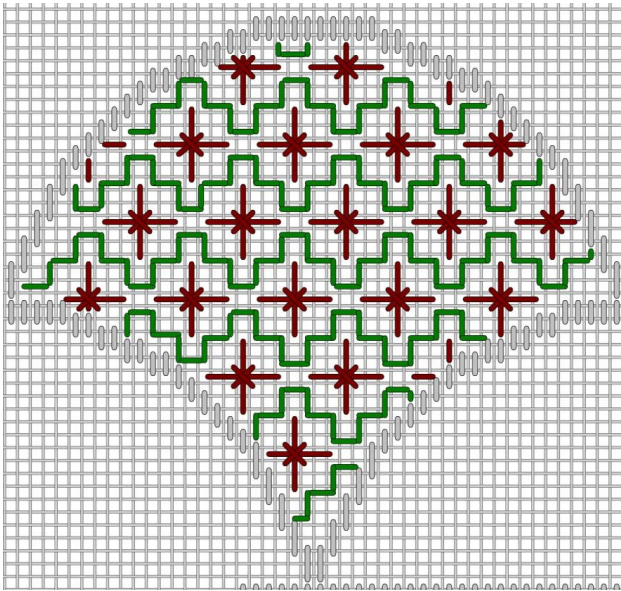
Shell 1

JP9- 3 ply cotton - light green gold called Herb Garden
O526- 3 ply cotton - dark green called Green Pastures

Shell 2

O550- 3 ply cotton - greens called Caribbean Blue
M30- 3 ply cotton- medium green called Deep Waters
M46 - 3 ply cotton - medium blues called Denim Light

Shell #1

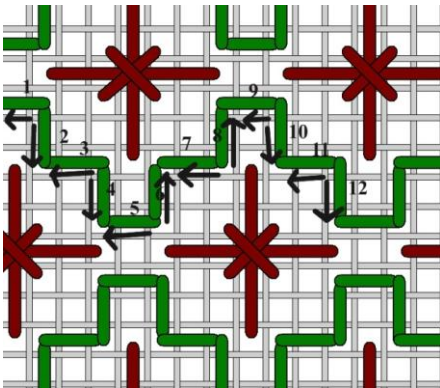


Green stitches first - JP9 3 ply cotton

Just pull off the ball and thread up - looks nice without plying out/pulling apart.

Red stitches - O526 3 ply cotton

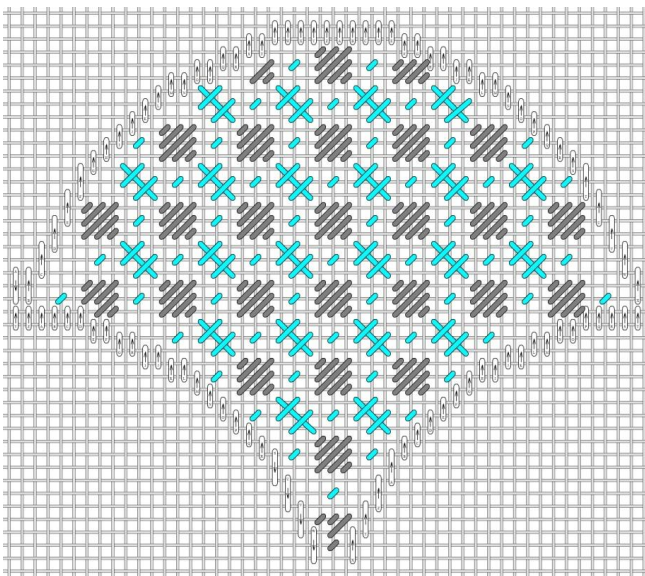
The Blackwork aspect and open effect make you think of the back and direction of stitches. See the diagram below, work green stitches first.



The thread on the back is following the thread on the top - you would never see that throw or drag thread through the canvas.

Start and stop in the outline of the shell.

Shell #2



Gray stitches: O550 3 ply cotton and add 1 ply of M30

Blue stitches: M46 - 3 ply cotton

Best, My best friends are stitchers,

Kay @ Blue Dogwood Designs

Questions? Email me at Email@BlueDogwoodDesigns.com