



TANGLED ROSE


an original Needlepoint project from Blue Dogwood Designs

DECEMBER 2011 TANGLED ROSE #12

58	57	56	29	30	31	32	33
53	54	55	27	28	34	35	36
52	25	24	26	15	16	17	59
63	23	22	1	2	18	19	60
64	21	20	3	4	11	12	61
46	43	7	6	5	13	14	62
45	44	8	9	10	37	38	39
51	50	49	48	47	40	41	42




Square 59



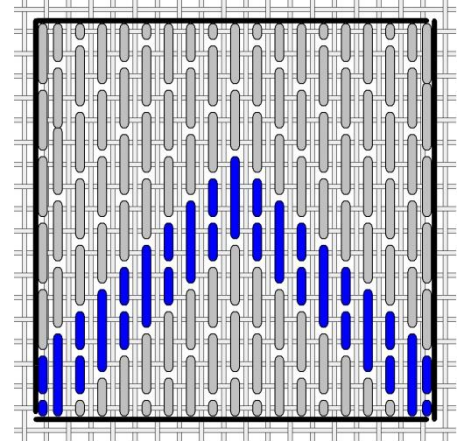
Grey floche 605 light pink
 Red – Floche 666 red
 Dark Grey – Floche 893
 It is Nobuko stitch

Square 60



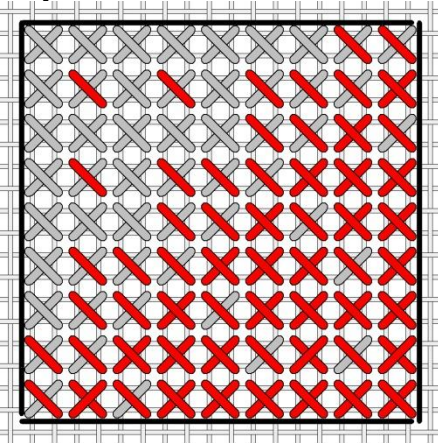
Grey – Floche 666 red

Square 61




Grey – Vineyard silk
 Blue – Floche 893 – ply up

Square 62



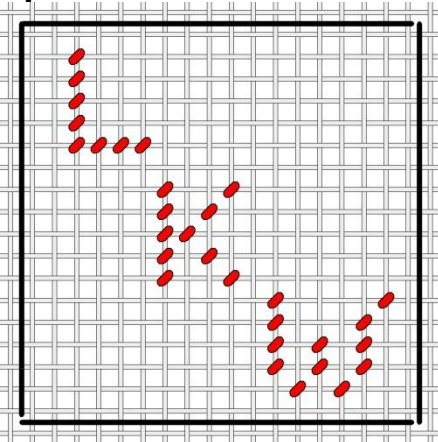
Grey – NN 191 OD
Red – Floche 605 pink

Square 63




Grey – Floche 666 red
This is called Patio Cashmere

Square 64 for Linda Wimer



Red – Dark purple thread – pick something from your stash.
Everything else tent stitch with NN 191

Square 64 for Your Initials



Sketch your initials with pencil. Add any other stitches or small motif you like. Enjoy.

Thank you to Linda Wimer for her beautiful stitching and friendship. Thanks to all for enjoying this project and your very positive feedback. Merry Christmas and Happy New Year to all! Keep needlepoint in your life.
Best,

Needlepoint for your home, your life, your zen
www.BlueDogwoodDesigns.com

Questions? Email me at Email@BlueDogwoodDesigns.com