

3 Hearts

an original Needlepoint project from Blue Dogwood Designs



www.BlueDogwoodDesigns.com

Stitchguide # 1



3 Hearts

Welcome to "3 Hearts" !

There are 2 colorways: Garnet and Twilight
Stitchpainted on 18 count Zweigart canvas.
Finished design size is 4.5" x 6.5"

Included in the kit are Weeks Dye Works threads
and the white frame for self finish.
Frame outer dimensions are 9" x 11" with white mat
cut to fit the 4.5" x 6.5" canvas design.

Each month, new stitches – 6 stitchguides in all.

Order your complete kit here:

<https://bluedogwooddesigns.com/elements/pages/stitchguides/>

Best,
Kay
Blue Dogwood Designs


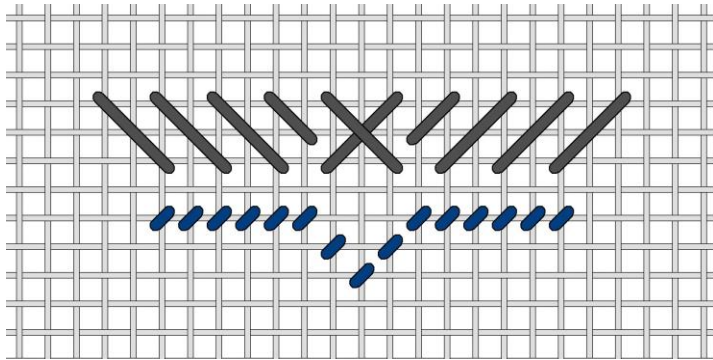
Weeks Dye Works

Thread	Twilight Colorway	Garnet Colorway
1 skein - Pearl #5	Twilight – dark blue	Indian Summer – rust
1 - Pearl #5	Scuppernong – green	Terra Cotta – orange
1 - Pearl #5	Caribbean - turquoise	Garnet - fuschia
2 skeins – OD Floss	Twilight – dark blues	Lancaster Red – rust
2 – OD Floss	Bayberry - greens	Blackberry - fuschias
2 – OD Floss	Cypress – medium greens	Mulberry – dark purple



Step 1: Stretcher bars are recommended – size 8 x 10.

A note about stitching with the Pearl Weeks Dye Works – keep the twist.

Starting off easy and quick. With Pearl #5 Terra Cotta/Garnet or Scuppermong/Twilight, start at the top center of the inside border, directly over the top heart. See photo of the 'away knot' off to the right to start. Stitch the cross stitch in the center first, short diagonal over 2 then longer diagonal over 3 all the way to the right corner. Should come out exactly into the corner.



Continue down the side with this diagonal over 3, every other, until you reach the middle heart. See the diagram below for the center – this time oblong cross stitch over 4 with top horizontal stitch – this changes the direction and gets you to the lower corner exactly.





Best, My best friends are stitchers,

Kay @ Blue Dogwood Designs
425 931 3111

Questions? Email me at
Email@BlueDogwoodDesigns.com